

**Features:**

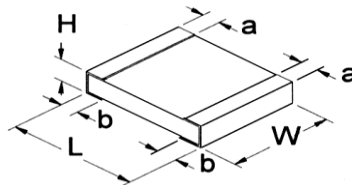
- Precision performance
- RoHS compliant and halogen free
- Highly stable performance over time
- Tolerances of 0.1% may be available - contact Stackpole for details
- Temperature coefficient of resistance as low as  $\pm 50$  ppm/ $^{\circ}$ C
- 0402 and 0603 package sizes are qualified to AEC-Q200



Electrical Specifications							
Type / Code	Power Rating (W) @ 70 $^{\circ}$ C	Maximum Working Voltage (V) <sup>(1)</sup>	Maximum Overload Voltage (V)	TCR (ppm/ $^{\circ}$ C)	Ohmic Range ( $\Omega$ ) and Tolerance		
					0.1%	0.5%	1%
RGC0201	0.05	25	50	$\pm 200$	-	10 - 10 M	-
RGC0402	0.063	50	100	$\pm 50$	-	100 - 1 M	
				$\pm 100$	-	10 - 1 M	1 - 1 M
				$\pm 200$	-	1.02 M - 10 M	-
RGC0603	0.1	75	150	$\pm 50$	10 - 1 M	10 - 10 M	
				$\pm 100$	10 - 1 M		1 - 10 M
				$\pm 200$	-	1.02 M - 10 M	-
RGC0805	0.125	150	300	$\pm 50$	10 - 1 M	10 - 10 M	
				$\pm 100$	10 - 1 M		1 - 10 M
				$\pm 200$	-	1.02 M - 10 M	
RGC1206	0.25	200	400	$\pm 50$	10 - 1 M	10 - 10 M	
				$\pm 100$	10 - 1 M		1 - 10 M
				$\pm 200$	-	1.02 M - 10 M	
RGC1210	0.25	200	400	$\pm 100$	-	-	1 - 9.76
				$\pm 50$	10 - 1 M	10 - 10 M	
	0.33	200	400	$\pm 100$	10 - 1 M		10 - 10 M
				$\pm 200$	-	1.02 M - 10 M	-
RGC2010	0.75	200	400	$\pm 50$	10 - 1 M	10 - 10 M	
				$\pm 100$	10 - 1 M		1 - 10 M
				$\pm 200$	-	1.02 M - 10 M	
RGC2512	1	200	400	$\pm 100$	-	-	1 - 9.76
		250	500	$\pm 50$	10 - 1 M	10 - 10 M	
	$\pm 100$			10 - 1 M		10 - 10 M	
	$\pm 200$	-	1.02 M - 10 M				

Note: (1) Lesser of  $\sqrt{P \cdot R}$  or maximum working voltage

**Mechanical Specifications**



Type / Code	Weight (g) (1000 pc.)	L Body Length	W Body Width	H Body Height	a Top Termination	b Bottom Termination	Unit
RGC0201	0.150	0.024 $\pm$ 0.001 0.60 $\pm$ 0.03	0.012 $\pm$ 0.001 0.30 $\pm$ 0.03	0.009 $\pm$ 0.001 0.23 $\pm$ 0.03	0.006 $\pm$ 0.002 0.15 $\pm$ 0.05	0.006 $\pm$ 0.002 0.15 $\pm$ 0.05	inches mm

Mechanical Specifications (cont.)							
Type / Code	Weight (g) (1000 pc.)	L Body Length	W Body Width	H Body Height	a Top Termination	b Bottom Termination	Unit
RGC0402	0.620	0.039 ± 0.004	0.020 ± 0.002	0.012 ± 0.004	0.008 ± 0.004	0.010 ± 0.006	inches
		1.00 ± 0.10	0.50 ± 0.05	0.30 ± 0.10	0.20 ± 0.10	0.25 ± 0.15	mm
RGC0603	2.042	0.063 ± 0.004	0.031 ± 0.004	0.018 ± 0.004	0.012 ± 0.008	0.012 ± 0.008	inches
		1.60 ± 0.10	0.80 ± 0.10	0.45 ± 0.10	0.30 ± 0.20	0.30 ± 0.20	mm
RGC0805	4.368	0.079 ± 0.004	0.049 ± 0.004	0.020 ± 0.004	0.016 ± 0.010	0.016 ± 0.008	inches
		2.00 ± 0.10	1.25 ± 0.10	0.50 ± 0.10	0.40 ± 0.25	0.40 ± 0.20	mm
RGC1206	8.947	0.122 ± 0.006	0.061 ± 0.004	0.024 ± 0.006	0.020 ± 0.010	0.020 ± 0.012	inches
		3.10 ± 0.15	1.55 ± 0.10	0.60 ± 0.15	0.50 ± 0.25	0.50 ± 0.30	mm
RGC1210	15.959	0.126 ± 0.010	0.102 ± 0.006	0.022 ± 0.004	0.020 ± 0.010	0.020 ± 0.008	inches
		3.20 ± 0.25	2.60 ± 0.15	0.55 ± 0.10	0.50 ± 0.25	0.50 ± 0.20	mm
RGC2010	24.241	0.197 ± 0.008	0.098 ± 0.006	0.022 ± 0.004	0.024 ± 0.010	0.024 ± 0.012	inches
		5.00 ± 0.20	2.50 ± 0.15	0.55 ± 0.10	0.60 ± 0.25	0.60 ± 0.30	mm
RGC2512	39.448	0.250 ± 0.008	0.124 ± 0.008	0.022 ± 0.004	0.024 ± 0.010	0.024 ± 0.012	inches
		6.35 ± 0.20	3.15 ± 0.20	0.55 ± 0.10	0.60 ± 0.25	0.60 ± 0.30	mm

Performance Characteristics		
Test	Test Specification ± 1% and below	Test Method
Temperature Coefficient of Resistance	As specified.	JIS-C-5201-1 4.8 IEC-60115-1 4.8 -55°C +125°C, 25°C is the reference temperature
Short Time Overload	±(1% + 0.05Ω)	JIS-C-5201-1 4.13 IEC-60115-1 4.13 RCWV*2.5 or max. overload voltage whichever is lower for 5 seconds; 2 seconds for high power series
Insulation resistance	≥ 10G	JIS-C-5201-1 4.6 IEC-60115-1 4.6 Max. overload voltage for 1 minute
Endurance	±(1% + 0.1Ω)	JIS-C-5201-1 4.25 IEC-60115-1 4.25.1 70 ± 2°C, RCWV for 1000 hours with 1.5 hours "ON" and 0.5 hour "OFF"
Damp Heat with Load	±(1% + 0.1Ω)	JIS-C-5201-1 4.24 IEC-60115-1 4.24 40 ± 2°C, 90 ~ 95% R.H., RCWV for 1000 hours with 1.5 hour "ON" and 0.5 hour "OFF"
Dry Heat	±(1% + 0.05Ω)	JIS-C-5201-1 4.23 IEC-60115-1 4.23.2 at +125 / +155°C for 1000 hours
Bending Strength	±(1% + 0.05Ω)	JIS-C-5201-1 4.33 IEC-60115-1 4.33 Bending once for 5 seconds 2010, 2512 sizes: 2 mm; other sizes: 3 mm
Solderability	95% minimum coverage	JIS-C-5201-1 4.17 IEC-60115-1 4.17 245 ± 5°C for 3 seconds
Resistance to Soldering Heat	±(0.5% + 0.05Ω)	JIS-C-5201-1 4.18 IEC-60115-1 4.18 260 ± 5°C for 10 seconds
Voltage Proof	No breakdown or flashover	JIS-C-5201-1 4.7 IEC-60115-1 4.7 1.42 times max. operating voltage for 1 minute

Performance Characteristics (cont.)		
Test	Test Specification	Test Method
	± 1% and below	
Leaching	Individual leaching area ≤ 5% Total leaching area ≤ 10%	JIS-C-5201-1 4.18 IEC-60068-2-58 8.2.1 260 ± 5°C for 30 seconds
Rapid Change of Temperature	±(0.5% + 0.05Ω)	JIS-C-5201-1 4.19 IEC-60115-1 4.19 -55°C to +125 / +155°C, 5 cycles

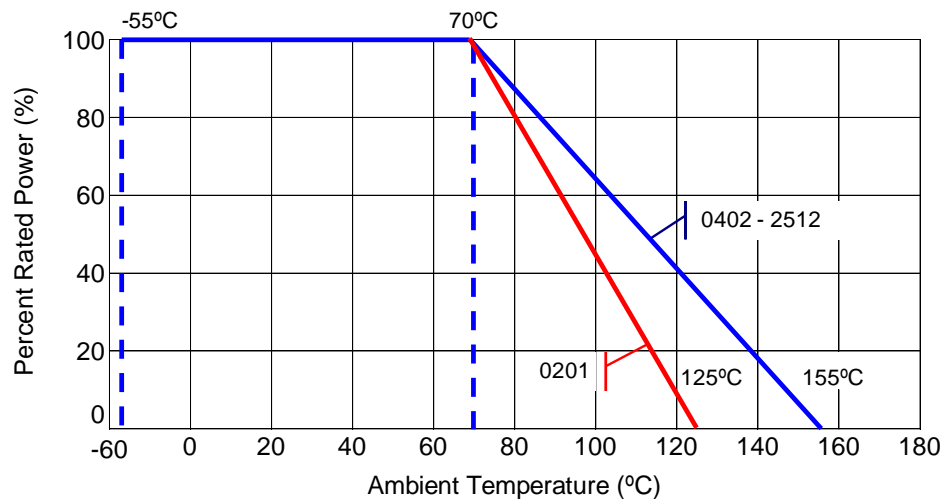
RCWV (Rated Continuous Working Voltage) =  $v(P \cdot R)$  or max. operating voltage whichever is lower

Storage temperature: 25 ± 3°C; humidity < 80% RH

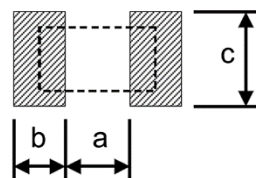
Operating temperature range for 0201 is -55 °C to +125 °C

Operating temperature range for 0402 - 2512 is -55 °C to 155 °C

**Power Derating Chart:**



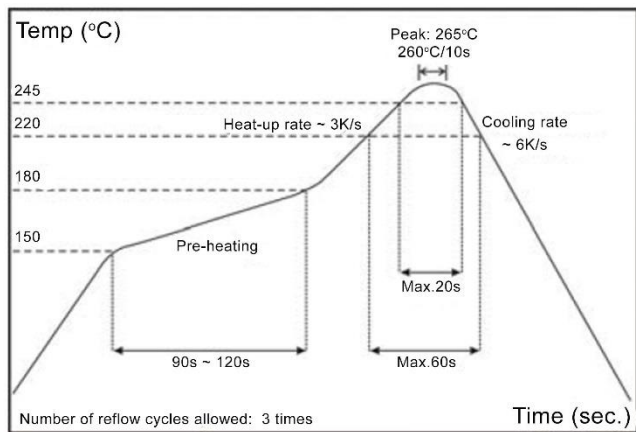
**Recommended Pad Layout**



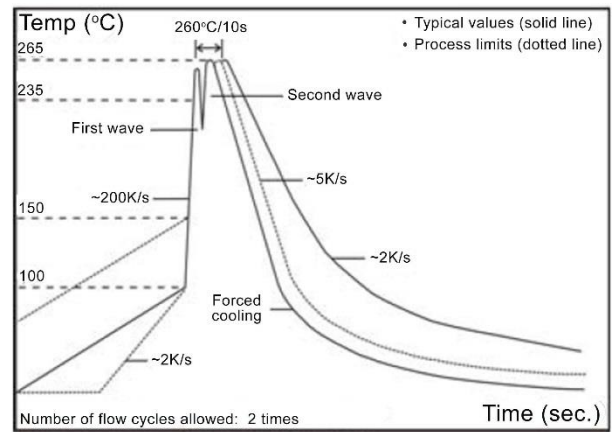
Type / Code	a	b	c	Unit
RGC0201	0.012 0.30	0.010 0.25	0.012 0.30	inches mm
RGC0402	0.020 0.50	0.018 0.45	0.024 0.60	inches mm
RGC0603	0.035 0.90	0.024 0.60	0.035 0.90	inches mm
RGC0805	0.047 1.20	0.028 0.70	0.051 1.30	inches mm
RGC1206	0.079 2.00	0.035 0.90	0.063 1.60	inches mm

Recommended Pad Layout (cont.)				
Type / Code	a	b	c	Unit
RGC1210	0.079	0.035	0.110	inches
	2.00	0.90	2.80	mm
RGC2010	0.150	0.035	0.110	inches
	3.80	0.90	2.80	mm
RGC2512	0.193	0.063	0.138	inches
	4.90	1.60	3.50	mm

**Soldering Profiles**



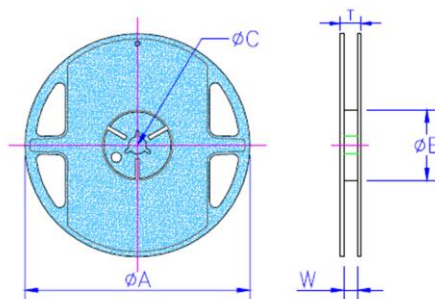
IR Reflow Soldering



Wave Soldering (Flow Soldering)

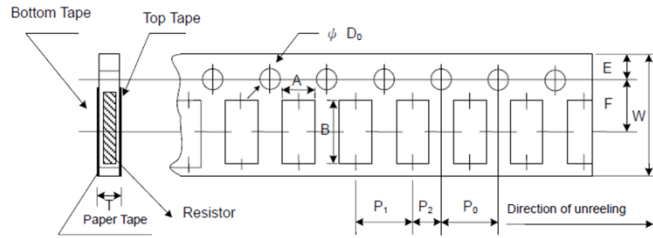
- (1) Time of IR reflow soldering at maximum temperature point 260°C : 10 seconds
- (2) Time of wave soldering at maximum temperature point 260°C : 10 seconds
- (3) Time of soldering iron at maximum temperature point 410°C : 5 seconds

**Packaging Specifications**



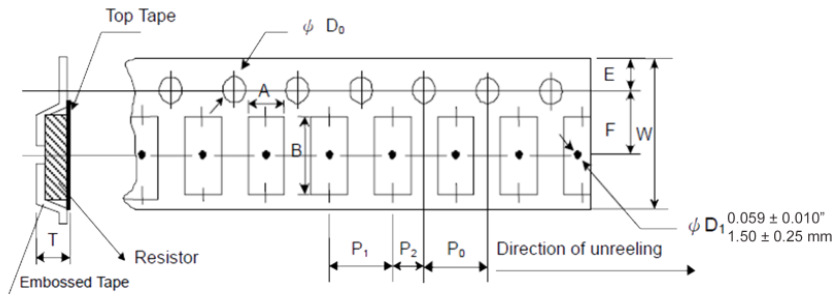
Type / Code	Packaging Description	Tape Width	Reel Diameter	A	B	C	W	T	Unit
RGC0201 RGC0402 RGC0603 RGC0805 RGC1206 RGC1210	Paper	8mm	7 inches	7.028 ± 0.059 178.50 ± 1.50	2.362 ± 0.039 60.00 ± 1.00	0.512 ± 0.008 13.00 ± 0.20	0.354 ± 0.020 9.00 ± 0.50	0.492 ± 0.020 12.50 ± 0.50	inches mm
RGC2010 RGC2512	Embossed	12mm	7 inches	7.028 ± 0.059 178.50 ± 1.50	2.362 ± 0.039 60.00 ± 1.00	0.512 ± 0.020 13.00 ± 0.50	0.512 ± 0.020 13.00 ± 0.50	0.610 ± 0.020 15.50 ± 0.50	inches mm

**Paper Tape Specifications**



Type / Code	A	B	W	E	F	Unit
RGC0201	0.015 ± 0.002	0.027 ± 0.002	0.315 ± 0.008	0.069 ± 0.004	0.138 ± 0.002	inches
	0.38 ± 0.05	0.68 ± 0.05	8.00 ± 0.20	1.75 ± 0.10	3.50 ± 0.05	mm
RGC0402	0.026 ± 0.004	0.045 ± 0.004	0.315 ± 0.008	0.069 ± 0.004	0.138 ± 0.002	inches
	0.65 ± 0.10	1.15 ± 0.10	8.00 ± 0.20	1.75 ± 0.10	3.50 ± 0.05	mm
RGC0603	0.043 ± 0.004	0.075 ± 0.004	0.315 ± 0.008	0.069 ± 0.004	0.138 ± 0.002	inches
	1.10 ± 0.10	1.90 ± 0.10	8.00 ± 0.20	1.75 ± 0.10	3.50 ± 0.05	mm
RGC0805	0.063 ± 0.004	0.094 ± 0.008	0.315 ± 0.008	0.069 ± 0.004	0.138 ± 0.002	inches
	1.60 ± 0.10	2.40 ± 0.20	8.00 ± 0.20	1.75 ± 0.10	3.50 ± 0.05	mm
RGC1206	0.075 ± 0.004	0.138 ± 0.008	0.315 ± 0.008	0.069 ± 0.004	0.138 ± 0.002	inches
	1.90 ± 0.10	3.50 ± 0.20	8.00 ± 0.20	1.75 ± 0.10	3.50 ± 0.05	mm
RGC2010	0.114 ± 0.004	0.138 ± 0.008	0.315 ± 0.008	0.069 ± 0.004	0.138 ± 0.002	inches
	2.90 ± 0.10	3.50 ± 0.20	8.00 ± 0.20	1.75 ± 0.10	3.50 ± 0.05	mm
Type / Code	P0	P1	P2	D0	T	Unit
RGC0201	0.157 ± 0.004	0.079 ± 0.002	0.079 ± 0.002	0.059 ± 0.004	0.017 ± 0.008	inches
	4.00 ± 0.10	2.00 ± 0.05	2.00 ± 0.05	1.50 ± 0.10	0.42 ± 0.20	mm
RGC0402	0.157 ± 0.004	0.079 ± 0.002	0.079 ± 0.002	0.059 ± 0.004	0.018 ± 0.004	inches
	4.00 ± 0.10	2.00 ± 0.05	2.00 ± 0.05	1.50 ± 0.10	0.45 ± 0.10	mm
RGC0603	0.157 ± 0.004	0.157 ± 0.002	0.079 ± 0.002	0.059 ± 0.004	0.028 ± 0.004	inches
	4.00 ± 0.10	4.00 ± 0.05	2.00 ± 0.05	1.50 ± 0.10	0.70 ± 0.10	mm
RGC0805	0.157 ± 0.004	0.157 ± 0.002	0.079 ± 0.002	0.059 ± 0.004	0.033 ± 0.004	inches
	4.00 ± 0.10	4.00 ± 0.05	2.00 ± 0.05	1.50 ± 0.10	0.85 ± 0.10	mm
RGC1206	0.157 ± 0.004	0.157 ± 0.002	0.079 ± 0.002	0.059 ± 0.004	0.033 ± 0.004	inches
	4.00 ± 0.10	4.00 ± 0.05	2.00 ± 0.05	1.50 ± 0.10	0.85 ± 0.10	mm
RGC2010	0.157 ± 0.004	0.157 ± 0.002	0.079 ± 0.002	0.059 ± 0.004	0.033 ± 0.004	inches
	4.00 ± 0.10	4.00 ± 0.05	2.00 ± 0.05	1.50 ± 0.10	0.85 ± 0.10	mm

**Embossed Tape Specifications**



Type / Code	A	B	W	E	F	Unit
RGC2010	0.110 ± 0.004	0.217 ± 0.004	0.472 ± 0.012	0.069 ± 0.004	0.217 ± 0.002	inches
	2.80 ± 0.10	5.50 ± 0.10	12.00 ± 0.30	1.75 ± 0.10	5.50 ± 0.05	mm
RGC2512	0.138 ± 0.004	0.264 ± 0.004	0.472 ± 0.012	0.069 ± 0.004	0.217 ± 0.002	inches
	3.50 ± 0.10	6.70 ± 0.10	12.00 ± 0.30	1.75 ± 0.10	5.50 ± 0.05	mm

Embossed Tape Specifications (cont.)						
Type / Code	P0	P1	P2	D0	T	Unit
RGC2010	0.157 ± 0.004	0.157 ± 0.004	0.079 ± 0.002	0.059 ± 0.004	0.047 ± 0.000	inches
	4.00 ± 0.10	4.00 ± 0.10	2.00 ± 0.05	1.50 ± 0.10	1.20 ± 0.00	mm
RGC2512	0.157 ± 0.004	0.157 ± 0.004	0.079 ± 0.002	0.059 ± 0.004	0.047 ± 0.000	inches
	4.00 ± 0.10	4.00 ± 0.10	2.00 ± 0.05	1.50 ± 0.10	1.20 ± 0.00	mm

### RoHS Compliance

Stackpole Electronics has joined the worldwide effort to reduce the amount of lead in electronic components and to meet the various regulatory requirements now prevalent, such as the European Union's directive regarding "Restrictions on Hazardous Substances" (RoHS 3). As part of this ongoing program, we periodically update this document with the status regarding the availability of our compliant components. All our standard part numbers are compliant to EU Directive 2011/65/EU of the European Parliament as amended by Directive (EU) 2015/863/EU as regards the list of restricted substances.

RoHS Compliance Status						
Standard Product Series	Description	Package / Termination Type	Standard Series RoHS Compliant	Lead-Free Termination Composition	Lead-Free Mfg. Effective Date (Std Product Series)	Lead-Free Effective Date Code (YY/WW)
RGC	Semi-Precision Thick Film Surface Mount Resistor	SMD	YES(1)	100% Matte Sn over Ni	Jul-04	04/27

Note (1): RoHS Compliant by means of exemption 7c-l.

### "Conflict Metals" Commitment

We at Stackpole Electronics, Inc. are joined with our industry in opposing the use of metals mined in the "conflict region" of the eastern Democratic Republic of the Congo (DRC) in our products. Recognizing that the supply chain for metals used in the electronics industry is very complex, we work closely with our own suppliers to verify to the extent possible that the materials and products we supply do not contain metals sourced from this conflict region. As such, we are in compliance with the requirements of Dodd-Frank Act regarding Conflict Minerals.

### Compliance to "REACH"

We certify that all passive components supplied by Stackpole Electronics, Inc. are SVHC (Substances of Very High Concern) free and compliant with the requirements of EU Directive 1907/2006/EC, "The Registration, Evaluation, Authorization and Restriction of Chemicals", otherwise referred to as REACH. Contact us for complete list of REACH Substance Candidate List.

### Environmental Policy

It is the policy of Stackpole Electronics, Inc. (SEI) to protect the environment in all localities in which we operate. We continually strive to improve our effect on the environment. We observe all applicable laws and regulations regarding the protection of our environment and all requests related to the environment to which we have agreed. We are committed to the prevention of all forms of pollution.

**How to Order**

1	2	3	4	5	6	7	8	9	10	11	12	13	14
<b>R</b>	<b>G</b>	<b>C</b>	<b>0</b>	<b>6</b>	<b>0</b>	<b>3</b>	<b>F</b>	<b>T</b>	<b>C</b>	<b>4</b>	<b>K</b>	<b>7</b>	<b>0</b>

Product Series		Size		Tolerance			Packaging				TCR		Resistance Value
RGC	Semi-Precision Thick Film	Size	W	Code	Tol	Value	Code	Description	Size	Quantity	Code	ppm	Four characters with the multiplier used as the decimal holder. 100 ohm = 100R 10.5 Kohm = 10K5 1 Mohm = 1M00
		0201	0.05	B	0.1%	E24, E96	T	7" Reel Paper Tape	0201, 0402	10000	C	50	
		0402	0.063	D	0.5%					0603, 0805	5000	D	100
		0603	0.1	F	1%				1206, 1210		L	200	
		0805	0.125						7" Reel Plastic Tape	2010(*)	4000		
		1206	0.25						2512				
		1210	0.25										
		1210	0.33										
		2010	0.75										
		2512	1										

(\*) RGC2010F 1Ω to 9.76Ω MOQ is 12000