

Features:

- High temperature molded encapsulation
- Flex termination for absorbing thermal expansion
- All welded construction
- Non-inductive winding available (contact Stackpole with requirements)
- 100% RoHS compliant and lead free without exemption
- Halogen free
- REACH compliant
- Size 2615 discontinued on August 31, 2022 - for more information, please see our [PDN here](#)



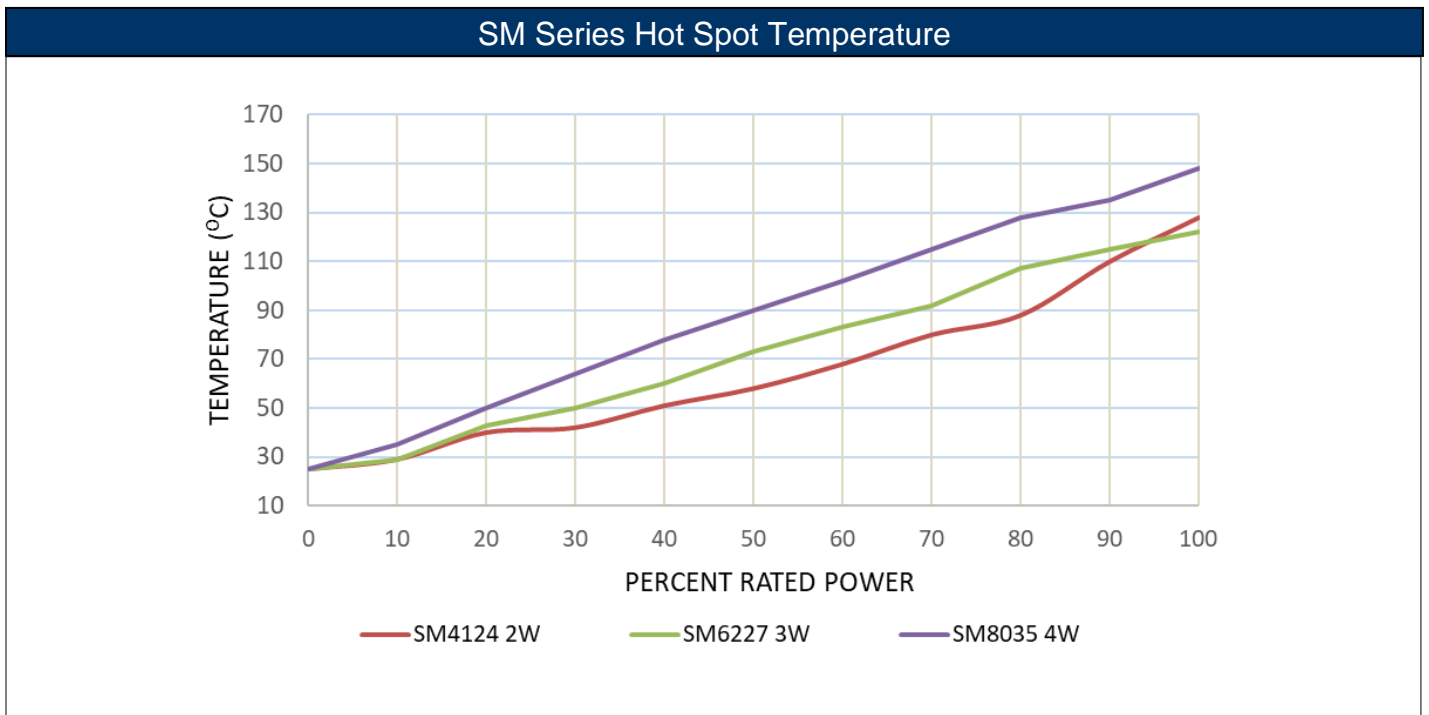
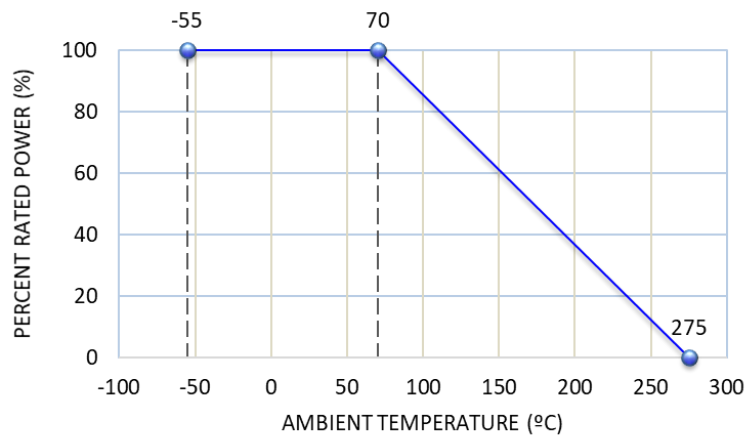
Electrical Specifications								
Type/Code	Power Rating (W) @ 70°C	Maximum Working Voltage	Dielectric Withstanding Voltage (V)	TCR (ppm/°C)	Ohmic Range (Ω) and Tolerance			
					0.1%	0.5%	1%	5%
SM4124	2	$\sqrt{P \cdot R}$	> 500	± 75	-		0.051 - 0.098	0.01 - 0.091
				± 100	5 - 10	3 - 10	0.1 - 10	
				± 20	10.1 - 1 K		10.2 - 1 K	11 - 1 K
SM4527	2			± 75	-		0.051 - 0.091	0.01 - 0.091
				± 100	5 - 10	3 - 10	0.1 - 10	
				± 20	10.1 - 1 K		10.2 - 1 K	11 - 1 K
SM4527...-LP	2			± 75	-		0.01 - 0.05	
SMH4527	3			± 75	-		0.01 - 0.05	
SM6227	3			± 75	-		0.051 - 0.091	
				± 100	0.1 - 10			
				± 20	10.1 - 3 K	10.2 - 3 K	11 - 3 K	
SM8035	4			± 75	-		0.051 - 0.091	
		± 100	0.1 - 10					
		± 20	10.1 - 5 K	10.2 - 5 K	11 - 5 K			

Mechanical Specifications										
Type/Code	A Body Length	B Total Length	C Body Height	D Body Width	E Termination Width	F Termination Length	W	H	L	Unit
SM4124	0.410 ± 0.015 10.41 ± 0.38	0.430 ± 0.032 10.92 ± 0.81	0.180 ± 0.015 4.57 ± 0.38	0.240 ± 0.015 6.10 ± 0.38	0.122 ± 0.015 3.10 ± 0.38	0.090 ± 0.015 2.29 ± 0.38	0.181 4.60	0.157 3.99	0.583 14.81	inches mm
SM4527	0.455 ± 0.015 11.56 ± 0.38	0.475 ± 0.032 12.07 ± 0.81	0.215 ± 0.015 5.46 ± 0.38	0.270 ± 0.015 6.86 ± 0.38	0.122 ± 0.015 3.10 ± 0.38	0.105 ± 0.015 2.67 ± 0.38	0.169 4.29	0.157 3.99	0.587 14.91	inches mm
SM4527...-LP	0.455 ± 0.015 11.56 ± 0.38	0.475 ± 0.032 12.07 ± 0.81	0.150 ± 0.015 3.81 ± 0.38	0.270 ± 0.015 6.86 ± 0.38	0.122 ± 0.015 3.10 ± 0.38	0.105 ± 0.015 2.67 ± 0.38	0.169 4.29	0.157 3.99	0.587 14.91	inches mm
SMH4527	0.455 ± 0.015 11.56 ± 0.38	0.475 ± 0.032 12.07 ± 0.81	0.150 ± 0.015 3.81 ± 0.38	0.270 ± 0.015 6.86 ± 0.38	0.122 ± 0.015 3.10 ± 0.38	0.105 ± 0.015 2.67 ± 0.38	0.169 4.29	0.157 3.99	0.587 14.91	inches mm
SM6227	0.625 ± 0.015 15.88 ± 0.38	0.645 ± 0.032 16.38 ± 0.81	0.250 ± 0.015 6.35 ± 0.38	0.275 ± 0.015 6.99 ± 0.38	0.122 ± 0.015 3.10 ± 0.38	0.130 ± 0.015 3.30 ± 0.38	0.236 5.99	0.157 3.99	0.850 21.59	inches mm
SM8035	0.800 ± 0.015 20.32 ± 0.38	0.830 ± 0.032 21.08 ± 0.81	0.370 ± 0.015 9.40 ± 0.38	0.350 ± 0.015 8.89 ± 0.38	0.115 ± 0.015 2.92 ± 0.38	0.165 ± 0.015 4.19 ± 0.38	0.340 8.64	0.157 3.99	0.950 24.13	inches mm

Performance Characteristics	
Test	Test Specification
Moisture Resistance	± 1%
Thermal Shock	± 0.5%
Load Life @ 70°C - 1000 hours	± 1%
Resistance to Soldering Heat	± 1%
Terminal Strength	± 0.5%
Dielectric Withstanding Voltage	± 0.001% / V
Short Time Overload	± 0.2%

Operating temperature range is -55°C to +275°C

Power Derating Curve:



Recommended Solder Profile

This information is intended as a reference for solder profiles for Stackpole resistive components. These profiles should be compatible with most soldering processes. These are only recommendations. Actual numbers will depend on board density, geometry, packages used, etc., especially those cells labeled with “*”.

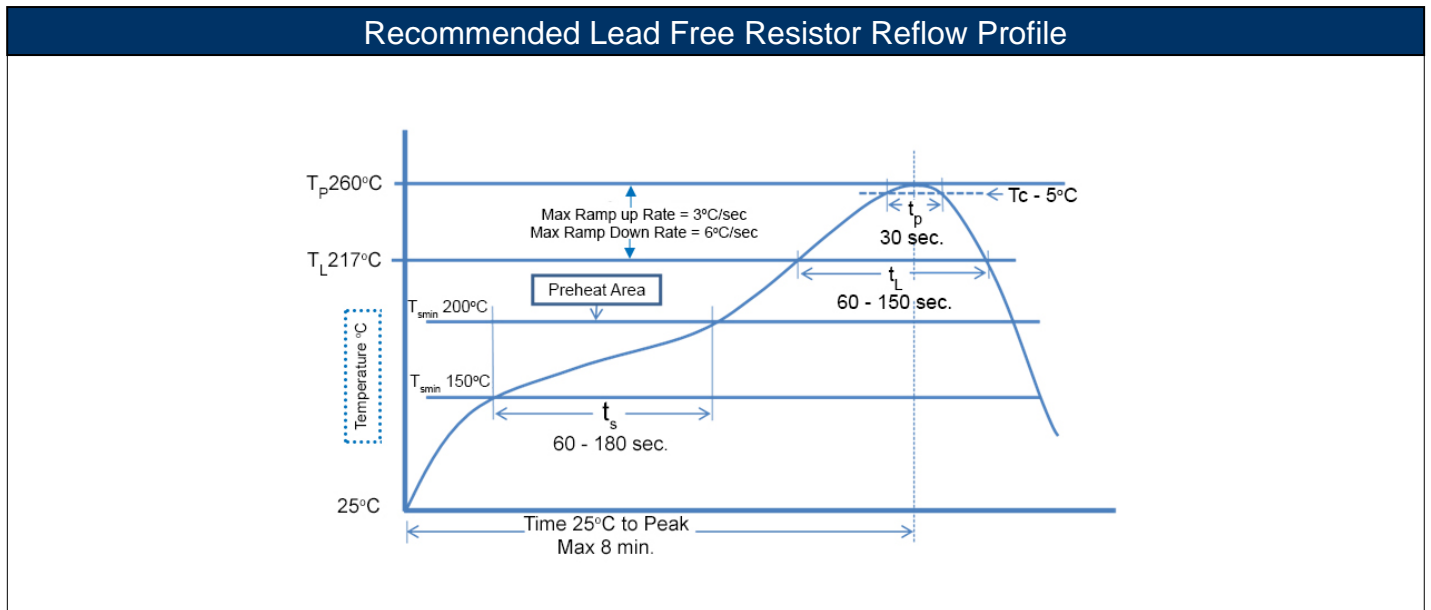
100% Matte Tin / RoHS Compliant Terminations

Soldering iron recommended temperatures: 330°C to 350°C with minimum duration.
Maximum number of reflow cycles: 3.

Wave Soldering			
Description	Maximum	Recommended	Minimum
Preheat Time	80 seconds	70 seconds	60 seconds
Temperature Diff.	140°C	120°C	100°C
Solder Temp.	260°C	250°C	240°C
Dwell Time at Max.	10 seconds	5 seconds	*
Ramp DN (°C/sec)	N/A	N/A	N/A

Temperature Diff. = Difference between final preheat stage and soldering stage.

Convection IR Reflow			
Description	Maximum	Recommended	Minimum
Ramp Up (°C/sec)	3°C/sec	2°C/sec	*
Dwell Time > 217°C	150 seconds	90 seconds	60 seconds
Solder Temp.	260°C	245°C	*
Dwell Time at Max.	30 seconds	15 seconds	10 seconds
Ramp DN (°C/sec)	6°C/sec	3°C/sec	*



RoHS Compliance

Stackpole Electronics has joined the worldwide effort to reduce the amount of lead in electronic components and to meet the various regulatory requirements now prevalent, such as the European Union's directive regarding "Restrictions on Hazardous Substances" (RoHS 3). As part of this ongoing program, we periodically update this document with the status regarding the availability of our compliant components. All our standard part numbers are compliant to EU Directive 2011/65/EU of the European Parliament as amended by Directive (EU) 2015/863/EU as regards the list of restricted substances.

RoHS Compliance Status						
Standard Product Series	Description	Package / Termination Type	Standard Series RoHS Compliant	Lead-Free Termination Composition	Lead-Free Mfg. Effective Date (Std Product Series)	Lead-Free Effective Date Code (YY/WW)
SM	Surface Mount - General Purpose and Precision Wirewound Resistor	SMD	YES	100% Matte Sn	Jan-06	06/01

"Conflict Metals" Commitment

We at Stackpole Electronics, Inc. are joined with our industry in opposing the use of metals mined in the "conflict region" of the eastern Democratic Republic of the Congo (DRC) in our products. Recognizing that the supply chain for metals used in the electronics industry is very complex, we work closely with our own suppliers to verify to the extent possible that the materials and products we supply do not contain metals sourced from this conflict region. As such, we are in compliance with the requirements of Dodd-Frank Act regarding Conflict Minerals.

Compliance to "REACH"

We certify that all passive components supplied by Stackpole Electronics, Inc. are SVHC (Substances of Very High Concern) free and compliant with the requirements of EU Directive 1907/2006/EC, "The Registration, Evaluation, Authorization and Restriction of Chemicals", otherwise referred to as REACH. Contact us for complete list of REACH Substance Candidate List.

Environmental Policy

It is the policy of Stackpole Electronics, Inc. (SEI) to protect the environment in all localities in which we operate. We continually strive to improve our effect on the environment. We observe all applicable laws and regulations regarding the protection of our environment and all requests related to the environment to which we have agreed. We are committed to the prevention of all forms of pollution.

How to Order

1	2	3	4	5	6	7	8	9	10	11	12	13	14	15																																																																											
S	M	4	1	2	4	F	T	1	K	0	0	-	L	P																																																																											
<table border="1" style="width: 100%; border-collapse: collapse;"> <thead> <tr> <th colspan="2">Product Series</th> </tr> <tr> <th>Code</th> <th>Description</th> </tr> </thead> <tbody> <tr> <td>SM</td> <td>Standard</td> </tr> <tr> <td>SMH</td> <td>High Power</td> </tr> <tr> <td>NSM</td> <td>Non-inductive</td> </tr> </tbody> </table>		Product Series		Code	Description	SM	Standard	SMH	High Power	NSM	Non-inductive	<table border="1" style="width: 100%; border-collapse: collapse;"> <thead> <tr> <th colspan="2">Power Rating</th> </tr> <tr> <th>Size</th> <th>W</th> </tr> </thead> <tbody> <tr> <td>4124</td> <td>2</td> </tr> <tr> <td>4527</td> <td>2</td> </tr> <tr> <td>(H)4527</td> <td>3</td> </tr> <tr> <td>6227</td> <td>3</td> </tr> <tr> <td>8035</td> <td>4</td> </tr> </tbody> </table>		Power Rating		Size	W	4124	2	4527	2	(H)4527	3	6227	3	8035	4	<table border="1" style="width: 100%; border-collapse: collapse;"> <thead> <tr> <th colspan="2">Tolerance</th> </tr> <tr> <th>Code</th> <th>Tol</th> </tr> </thead> <tbody> <tr> <td>B</td> <td>0.1%</td> </tr> <tr> <td>D</td> <td>0.5%</td> </tr> <tr> <td>F</td> <td>1%</td> </tr> <tr> <td>J</td> <td>5%</td> </tr> </tbody> </table>		Tolerance		Code	Tol	B	0.1%	D	0.5%	F	1%	J	5%	<table border="1" style="width: 100%; border-collapse: collapse;"> <thead> <tr> <th colspan="4">Packaging</th> </tr> <tr> <th>Code</th> <th>Description</th> <th>Size</th> <th>Quantity</th> </tr> </thead> <tbody> <tr> <td rowspan="5" style="text-align: center;">T</td> <td rowspan="5" style="text-align: center;">13" Reel Plastic Tape</td> <td>4527(-LP), H4527</td> <td>1200</td> </tr> <tr> <td>4527</td> <td>900</td> </tr> <tr> <td>4124</td> <td>800</td> </tr> <tr> <td>6227</td> <td>750</td> </tr> <tr> <td>8035</td> <td>350</td> </tr> </tbody> </table>				Packaging				Code	Description	Size	Quantity	T	13" Reel Plastic Tape	4527(-LP), H4527	1200	4527	900	4124	800	6227	750	8035	350	<table border="1" style="width: 100%; border-collapse: collapse;"> <thead> <tr> <th colspan="2">Resistance Value</th> </tr> </thead> <tbody> <tr> <td colspan="2">Four characters with the multiplier used as the decimal holder.</td> </tr> <tr> <td colspan="2">"L" used as multiplier of 10⁻³ for any value under 0.1 ohm.</td> </tr> <tr> <td colspan="2">0.01 ohm = 10L0</td> </tr> <tr> <td colspan="2">0.1 ohm = R100</td> </tr> <tr> <td colspan="2">1 Kohm = 1K00</td> </tr> </tbody> </table>		Resistance Value		Four characters with the multiplier used as the decimal holder.		"L" used as multiplier of 10 ⁻³ for any value under 0.1 ohm.		0.01 ohm = 10L0		0.1 ohm = R100		1 Kohm = 1K00		<table border="1" style="width: 100%; border-collapse: collapse;"> <thead> <tr> <th colspan="2">Special</th> </tr> <tr> <th>Code</th> <th>Description</th> </tr> </thead> <tbody> <tr> <td>blank</td> <td>Standard</td> </tr> <tr> <td>-LP</td> <td>Low Profile</td> </tr> </tbody> </table>		Special		Code	Description	blank	Standard	-LP	Low Profile
Product Series																																																																																									
Code	Description																																																																																								
SM	Standard																																																																																								
SMH	High Power																																																																																								
NSM	Non-inductive																																																																																								
Power Rating																																																																																									
Size	W																																																																																								
4124	2																																																																																								
4527	2																																																																																								
(H)4527	3																																																																																								
6227	3																																																																																								
8035	4																																																																																								
Tolerance																																																																																									
Code	Tol																																																																																								
B	0.1%																																																																																								
D	0.5%																																																																																								
F	1%																																																																																								
J	5%																																																																																								
Packaging																																																																																									
Code	Description	Size	Quantity																																																																																						
T	13" Reel Plastic Tape	4527(-LP), H4527	1200																																																																																						
		4527	900																																																																																						
		4124	800																																																																																						
		6227	750																																																																																						
		8035	350																																																																																						
Resistance Value																																																																																									
Four characters with the multiplier used as the decimal holder.																																																																																									
"L" used as multiplier of 10 ⁻³ for any value under 0.1 ohm.																																																																																									
0.01 ohm = 10L0																																																																																									
0.1 ohm = R100																																																																																									
1 Kohm = 1K00																																																																																									
Special																																																																																									
Code	Description																																																																																								
blank	Standard																																																																																								
-LP	Low Profile																																																																																								